

Tech Etch metalized fabric over polyurethane foam core gaskets are setting a new standard for shielding control. Nickel-plating over a highly conductive copper plated substrate provides the excellent electrical characteristics necessary for high attenuation shielding. Bonding the conductive substrate to the foam core assures self-termination of gaskets cut to length, while providing superior flexibility. RoHS compliance ensures that these gaskets are environmentally friendly.

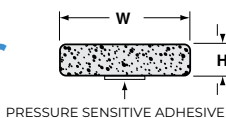
MOUNTING Stick-on Mounting uses double-sided pressure sensitive transfer tape for a fast, reliable installation (3M F9495LE non-conductive adhesive or equivalent). Apply only on a clean, oil-free surface and allow a 24-hour cure time.

STANDARD PROFILES Tech Etch offers a wide range of standard profiles. If necessary, we can produce custom profiles to your specifications.

METALIZED FABRIC GASKETS www.techetch.com/shield/quickquote.html

Request a fast quote for Metalized Fabric Gaskets. Requests for standard product will be answered within 24 hours.

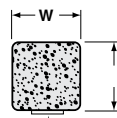
Rectangular



PRESSURE SENSITIVE ADHESIVE

H (in)	H (mm)	W (in)	W (mm)	Part Number
0.040	1.02	0.120	3.05	2411-1011-0100
0.040	1.02	0.157	3.99	2411-1011-0101
0.040	1.02	0.200	5.08	2411-1011-0102
0.040	1.02	0.275	6.99	2411-1011-0141
0.040	1.02	0.395	10.03	2411-1011-0103
0.040	1.02	0.500	12.70	2411-1011-0204
0.040	1.02	0.710	18.03	2411-1011-0187
0.062	1.57	0.170	4.32	2411-1011-0165
0.062	1.57	0.200	5.08	2411-1011-0105
0.062	1.57	0.300	7.62	2411-1011-0142
0.062	1.57	0.395	10.03	2411-1011-0231
0.062	1.57	0.500	12.70	2411-1011-0104
0.080	2.03	0.120	3.05	2411-1011-0235
0.080	2.03	0.160	4.06	2411-1011-0143
0.080	2.03	0.275	6.99	2411-1011-0106
0.080	2.03	0.400	10.16	2411-1011-0107
0.091	2.31	0.100	2.54	2411-1011-0227
0.100	2.54	0.080	2.03	2411-1011-0177
0.100	2.54	0.375	9.53	2411-1011-0206
0.118	3.00	0.157	3.99	2411-1011-0178
0.120	3.05	0.150	3.81	2411-1011-0144
0.125	3.18	0.250	6.35	2411-1011-0108
0.125	3.18	0.500	12.70	2411-1011-0109
0.125	3.18	0.700	17.78	2411-1011-0145
0.125	3.18	0.750	19.05	2411-1011-0208
0.130	3.30	0.190	4.83	2411-1011-0110
0.130	3.30	0.380	9.65	2411-1011-0146
0.150	3.81	0.375	9.53	2411-1011-0147
0.150	3.81	0.500	12.70	2411-1011-0193
0.157	3.99	0.315	8.00	2411-1011-0148
0.160	4.06	0.200	5.08	2411-1011-0167
0.250	6.35	0.300	7.62	2411-1011-0230
0.250	6.35	0.375	9.53	2411-1011-0111
0.250	6.35	0.500	12.70	2411-1011-0112
0.250	6.35	0.750	19.05	2411-1011-0149
0.375	9.53	0.500	12.70	2411-1011-0113
0.375	9.53	1.000	25.40	2411-1011-0191

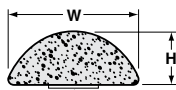
Square



PRESSURE SENSITIVE ADHESIVE

H (in)	H (mm)	W (in)	W (mm)	Part Number
0.093	2.36	0.093	2.36	2421-1011-0199
0.118	3.00	0.118	3.00	2421-1011-0114
0.157	3.99	0.157	3.99	2421-1011-0168
0.236	5.99	0.236	5.99	2421-1011-0116
0.250	6.35	0.250	6.35	2421-1011-0117
0.375	9.53	0.375	9.53	2421-1011-0118
0.395	10.03	0.395	10.03	2421-1011-0119
0.500	12.70	0.500	12.70	2421-1011-0120

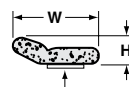
D



PRESSURE SENSITIVE ADHESIVE

H (in)	H (mm)	W (in)	W (mm)	Part Number
0.060	1.52	0.150	3.81	2431-1011-0122
0.060	1.52	0.250	6.35	2431-1011-0229
0.070	1.78	0.180	4.57	2431-1011-0214
0.090	2.29	0.090	2.29	2431-1011-0123
0.090	2.29	0.150	3.81	2431-1011-0150
0.100	2.54	0.300	7.62	2431-1011-0224
0.120	3.05	0.150	3.81	2431-1011-0124
0.125	3.18	0.090	2.29	2431-1011-0151
0.125	3.18	0.250	6.35	2431-1011-0125
0.140	3.56	0.250	6.35	2431-1011-0126
0.140	3.56	0.375	9.53	2431-1011-0163
0.150	3.81	0.150	3.81	2431-1011-0152
0.157	3.99	0.315	8.00	2431-1011-0220
0.158	4.01	0.433	11.00	2431-1011-0186
0.250	6.35	0.250	6.35	2431-1011-0127
0.250	6.35	0.375	9.53	2431-1011-0128
0.375	9.53	0.500	12.70	2431-1011-0155
0.500	12.70	0.500	12.70	2431-1011-0226

Knife Edge



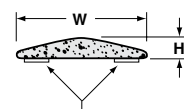
PRESSURE SENSITIVE ADHESIVE

H (in)	H (mm)	W (in)	W (mm)	Part Number
0.088	2.24	0.455	11.56	2451-1011-0196
0.106	2.69	0.445	11.30	2451-1011-0156
0.250	6.35	0.750	19.05	2451-1011-0157

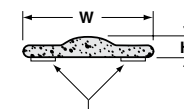
Domed Shapes

Fig. A

Fig. B



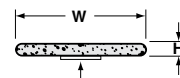
PRESSURE SENSITIVE ADHESIVE



PRESSURE SENSITIVE ADHESIVE

H (in)	H (mm)	W (in)	W (mm)	Part Number
0.080	2.03	0.450	11.43	2471-1011-0194 (B)
0.080	2.03	0.450	11.43	2471-1011-0202 (A)
0.080	2.03	0.500	12.70	2471-1011-0174 (B)
0.080	2.03	0.500	12.70	2471-1011-0205 (A)
0.080	2.03	0.675	17.15	2471-1011-0175 (B)
0.100	2.54	0.394	10.01	2471-1011-0207 (A)
0.120	3.05	0.480	12.19	2471-1011-0210 (A)
0.120	3.05	0.600	15.24	2471-1011-0195 (B)
0.160	4.06	0.560	14.22	2471-1011-0211 (A)

Flat

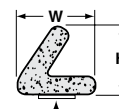


PRESSURE SENSITIVE ADHESIVE

H (in)	H (mm)	W (in)	W (mm)	Part Number
0.040	1.02	1.000	25.40	2461-1011-0158
0.040	1.02	1.650	41.91	2461-1011-0169
0.060	1.52	0.750	19.05	2461-1011-0159
0.060	1.52	1.000	25.40	2461-1011-0160
0.060	1.52	1.440	36.58	2461-1011-0179
0.080	2.03	0.830	21.08	2461-1011-0161
0.080	2.03	1.142	29.01	2461-1011-0170
0.100	2.54	1.200	30.48	2461-1011-0171
0.100	2.54	1.500	38.10	2461-1011-0172
0.118	3.00	2.165	54.99	2461-1011-0189
0.120	3.05	1.440	36.58	2461-1011-0173
0.125	3.18	1.615	41.02	2461-1011-0162

C-Fold

* Rigid Insert



PRESSURE SENSITIVE ADHESIVE

H (in)	H (mm)	W (in)	W (mm)	Part Number
0.250	6.35	0.250	6.35	2441-1011-0137
0.385	9.78	0.420	10.67	2441-1011-0138*
0.395	10.03	0.430	10.92	2441-1011-0139
0.675	17.15	0.590	14.99	2441-1011-0140

Specifications

TOLERANCES: Height and Width: ±0.020 in. ≤ .100, ±0.030 > .100

FOAM CORE: Open-Cell Polyurethane Foam
METALIZED FABRIC: Nickel Plating Over Copper Substrate


SERVICE TEMPERATURE: -40°F to 194°F (-40°C to 90°C)

COMPRESSION SET: (ASTM D3574) 2.6%

COMPRESSION DEFLECTION: (ASTM D3574) 1.47 psi

FLAMMABILITY RATING: UL 94 V-0 Rated

SERVICE RESISTIVITY: (ASTM F390) <.02 Ohms



Quick Quote Request Form

shielding@techetch.com • www.techetch.com